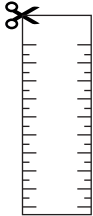



## MEASURE YOUR WRIST

This tool will help you to choose the appropriate size for straps.

Please ensure that you are printing this page at 100% (actual size).



Cut out the tape measure.

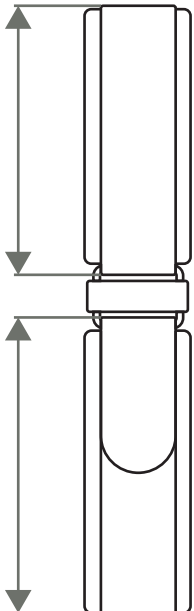


Wrap it around your wrist and position as you would like to wear your watch in order to get the most suitable measurement.



If the measurement is between two sizes, choose the larger one.

## IF YOU ALREADY HAVE A BRACELET USE THESE MEASUREMENTS TO FIND YOUR WAY



	Inches	cm
S	2.2 in	5.5 cm
M	2.7 in	7 cm
L	3.3 in	8.5 cm

	Inches	cm
S	2.5 in	6.5 cm
M	3.1 in	8 cm
L	3.5 in	9 cm

